




MINERAL AND METALS UPDATE

JULY 2024



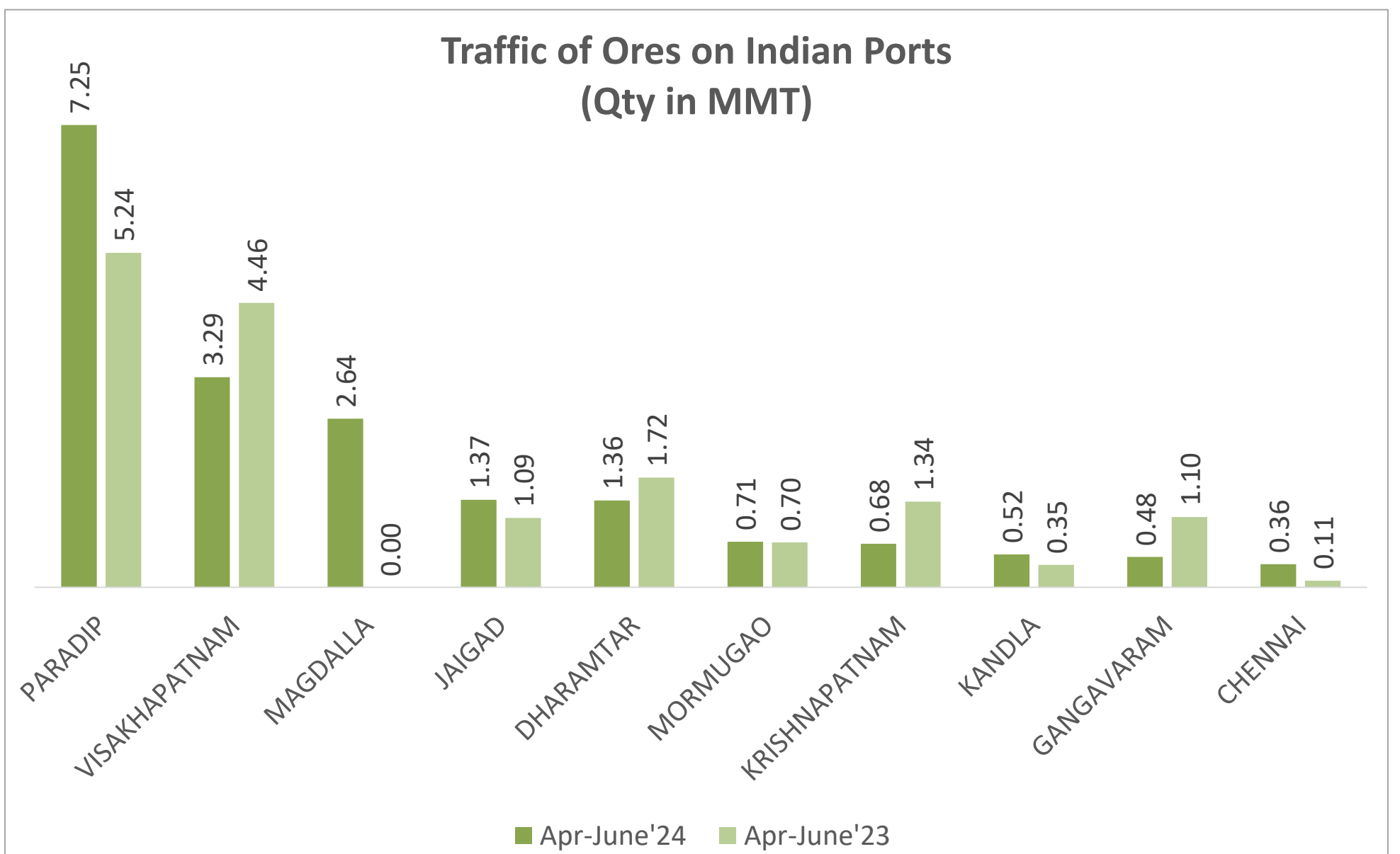
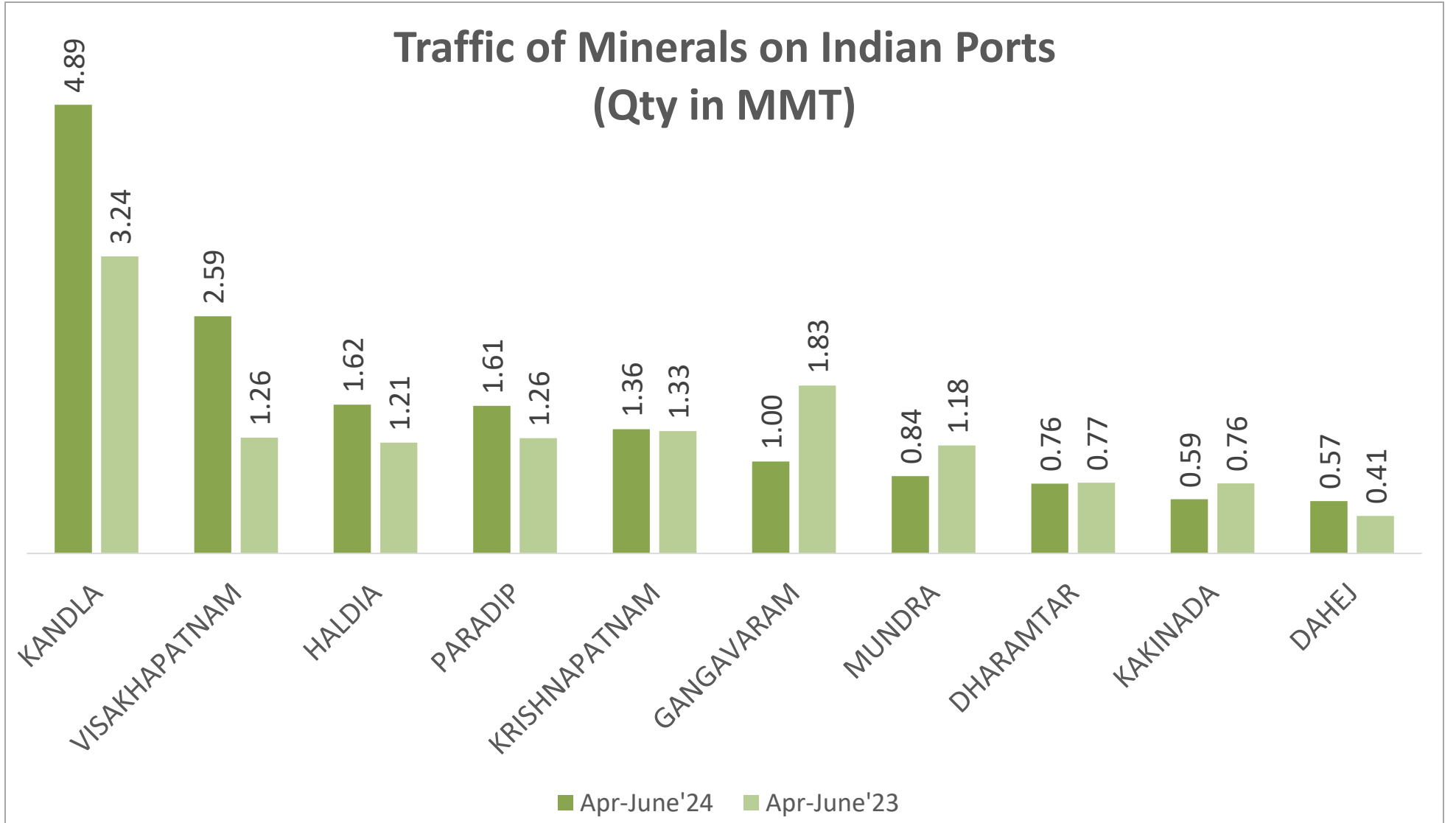
PORT ANALYSIS

ORE, METALS AND MINERALS CARGO-WISE TRADE SCENARIO
(APR-JUN 2024) (QTY IN MILLION METRIC TONNES)

COMMODITIES	EXPORTS	IMPORTS	TOTAL
LIMESTONE	0.18	6.74	6.92
IRON ORE FINES	4.37	0.00	4.37
SALT	3.82	0.06	3.88
GYP SUM	0.00	2.05	2.05
MANGANESE ORE	0.00	1.72	1.72
IRON ORE PELLETS	1.34	0.00	1.34
BAUXITE	0.11	1.17	1.28
ALUMINA (BULK)	0.41	0.47	0.88
IRON ORE	0.44	0.43	0.87
DOLOMITE	0.00	0.61	0.61
INDUSTRIAL SALT	0.49	0.00	0.49
BARYTES	0.47	0.00	0.47
CLAY	0.34	0.00	0.34
COPPER CONCENTRATES	0.01	0.25	0.25
BENTONITE	0.23	0.00	0.23
HOT BRIQUETTE IRON	0.00	0.16	0.16
PYROXENITE	0.00	0.16	0.16
IRON ORE LUMPS	0.13	0.00	0.13
H.B.IRON	0.00	0.10	0.10
SODA ASH	0.01	0.08	0.09
KAOLINE	0.09	0.00	0.09
FELD SPAR	0.06	0.00	0.06
MILL SCALE	0.06	0.00	0.06
CHIPS STONE	0.06	0.00	0.06
BLAST FURNACE SLAG	0.05	0.00	0.05
QUARTZ LUMPS	0.05	0.00	0.05
COBBLE STONES	0.05	0.00	0.05
ALUMINA (BAG)	0.00	0.04	0.04
FULLERS EARTH	0.04	0.00	0.04
MANGANESE LUMPS	0.00	0.03	0.03
PIG IRON	0.00	0.02	0.02
FERRO NICKLE IN BAGS	0.00	0.02	0.02
FERRO MANGANESE ORE	0.01	0.00	0.01
FERRO CHROME	0.01	0.00	0.01
TALCUM POWDER	0.01	0.00	0.01
EARTH SOIL JUMBO BAGS	0.00	0.01	0.01

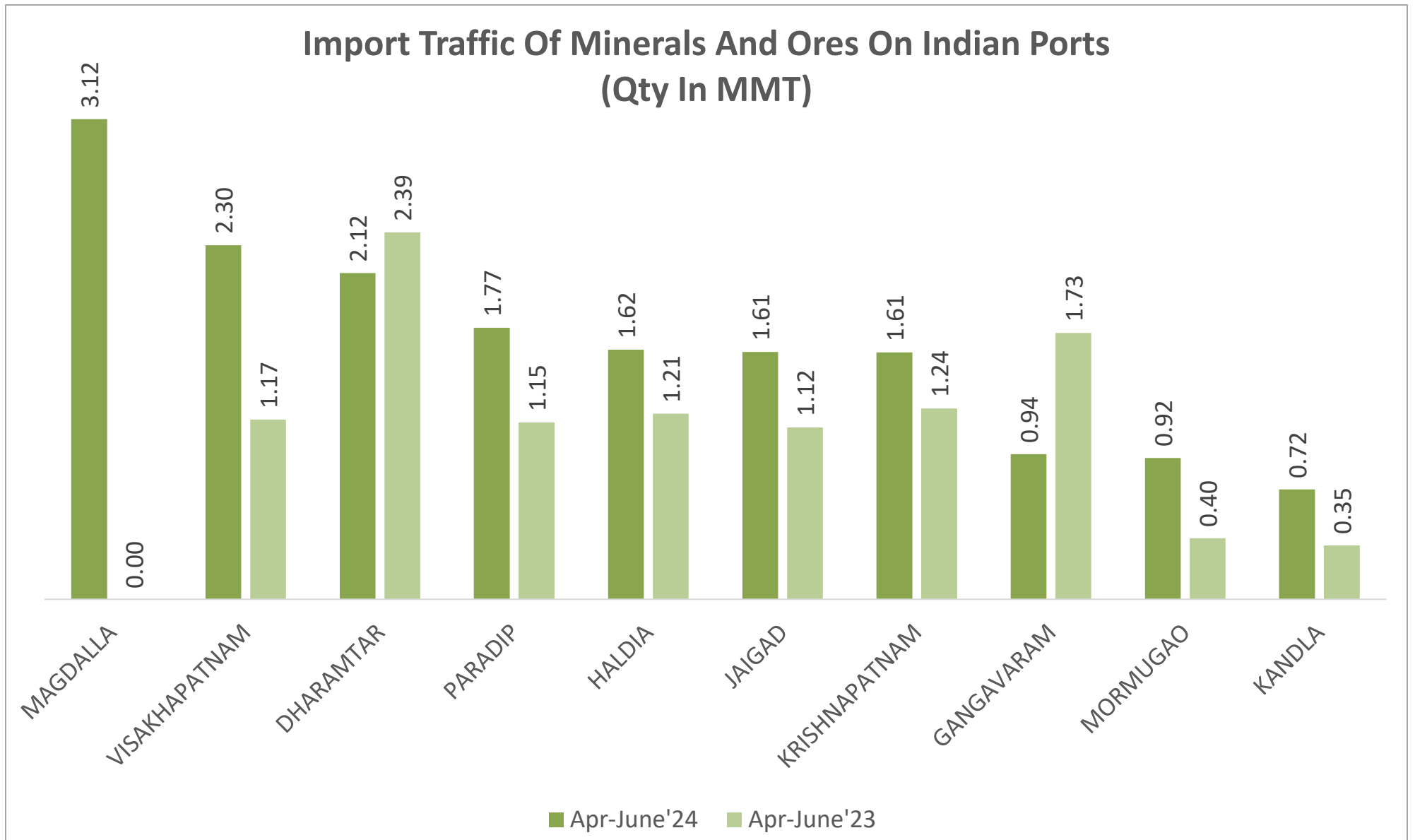
Traffic of Minerals & Ore at Indian Ports

- Port traffic for minerals and ore increased by 2.77% for Apr-June'24 at 40.91 MMT as compared to 39.78 MMT of the same period last fiscal.
- Paradip port saw the highest traffic for minerals and ores at 8.86 MMT for the period of Apr-June'24.
- Traffic of Minerals inclined by 11.80% at 20.38 MMT in Apr-June'24 compared to the same period Apr-June'23. Kandla port saw the highest traffic of minerals at 4.89 MMT.
- Traffic of Ore decreased by 5.84% at 20.53 MMT in Apr-June'24 compared to Apr-June'23. Paradip port saw the highest traffic of Ores at 7.25 MMT.



Port-wise Import of Minerals & Ores

- For the period of Apr-June'24, the imports of minerals increased by 11.12% at 13.77 MMT as compared to the same period in the previous fiscal.
- The imports of Ore during Apr-June'24 increased by 10.86% at 7.68 MMT as compared to the same period of the previous fiscal.



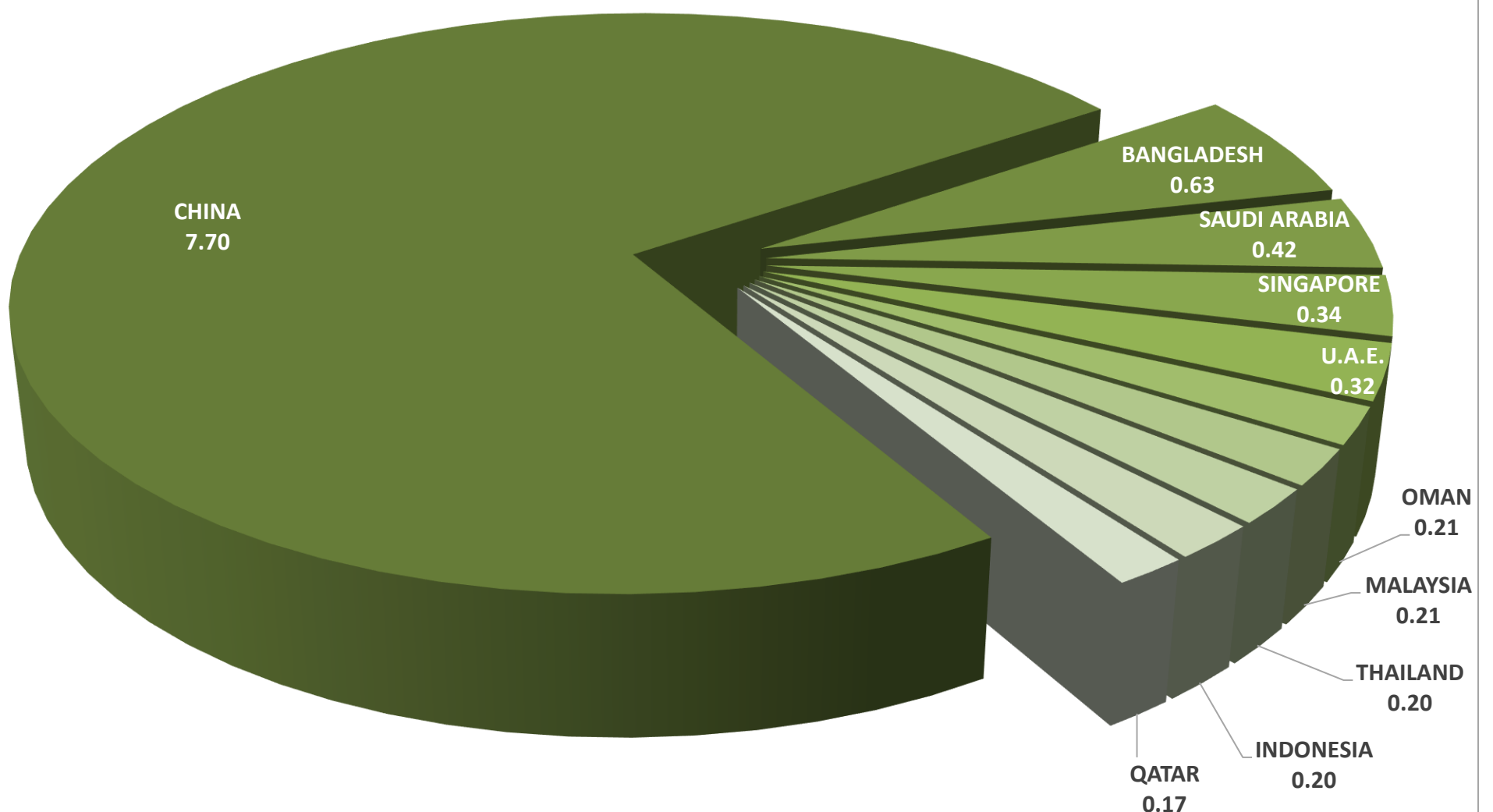
Top 10 importers of minerals and ores	Import Quantity (MMT)
JSW GROUP	5.17
ARCELORMITTAL NIPPON STEEL INDIA LTD.	3.50
TATA GROUP	1.77
VEDANTA LTD.	1.18
STEEL AUTHORITY OF INDIA LTD.	0.88
KAY KAY TRDG. CO.	0.62
ULTRATECH CEMENT LTD.	0.52
JINDAL STEEL AND POWER LTD.	0.39
K. K. TRADING	0.38
SARADA METALS AND ALLOYS	0.38

Country-wise Exports of Minerals & Ores from India

- Indian Exports for Minerals inclined by 13.21% at 6.61 MMT for the period of Apr-June'24 as compared to the same period in the previous fiscal. Exports for Ores stood at 12.85 MMT showing a decrease of 16.41%. Overall exports decreased by 6.35% at 19.46 MMT in Apr-June'24.
- The highest exports went to China at 7.70 MMT in Apr-June'24.

Top 10 Exporters of Minerals and Ores	Export Quantity (MMT)
ARCELORMITTAL NIPPON STEEL INDIA LTD.	3.59
JSW GROUP	1.77
CARAVEL METALLURGICAL LTD.	0.47
SOJITZ CORPN.	0.37
ZHENJIANG M.I. INTL. CO. LTD.	0.26
FUJIAN ZHONGMIN CHEMICAL CO.	0.24
DONGGUAN CHUANJINGZYE CHEMICAL CO.	0.22
SANOFI BANGLADESH LTD	0.22
QATAR ALUMINUM LTD.	0.17
NORTON LIFE SCIENCE & TECH CO LTD	0.17

Top 10 Country-wise Exporters for Minerals and Ores
(Qty in MMT)



MARKET OVERVIEW & TRENDS



India's import of ingot grade aluminium products witnessed a surge of 40% M-o-M in May'24

- Products like ingots reached 38,700 tonnes 84% of total aluminum ingots imports. Billets reached 3,900 tonnes or 9% of total aluminum ingots Slabs 2,500 tonnes 2% of total imports.
- Surge in scrap prices, both globally and domestically, prompted alloy manufacturers to increasingly favour importing alloy ingots, avoiding the higher costs associated with producing ingots from scrap.
- Cost-competitive imports from Malaysia led with 14,654 tonnes, followed by Qatar at 8,465 tonnes, Bahrain at 6,909 tonnes, Oman at 6,101 tonnes, UAE at 3,626 tonnes, Russia at 1,626 tonnes, and other countries collectively providing 4,537 tonnes.

Government scraps auction of 3 critical mineral blocks, including J&K lithium mine

The government has scrapped the auction of three critical mineral blocks, including a lithium mine in Jammu and Kashmir, under the third tranche of sale of mines due to a lower-than-required number of bidders.

The auction is a part of the government's push towards cleaner alternatives and self-reliance in critical mineral supplies. The three blocks are Salal-Haimna Lithium, Titanium and Bauxite (Aluminous Laterite) Block in Jammu and Kashmir, Muskaniya-Gareriatola-Barwari Potash block in Jharkhand and Kurunjakulam Graphite block in Tamil Nadu.

Other Reports For July 2024

J. M. BAXI Monthly Agri Products Update

J. M. BAXI Monthly Automotive Industry Update

J. M. BAXI Monthly Cement Update

J. M. Baxi Monthly Chemical Update

J. M. BAXI Monthly Coal Update

J. M. BAXI Monthly Container Update

J. M. BAXI Monthly Cruise Shipping Update

J. M. BAXI Monthly Veg Oil Update

J. M. BAXI Monthly Fertilizer Update

J. M. Baxi Monthly LNG & LPG Update

J. M. BAXI Monthly Mineral and Metal Update

J. M. BAXI Monthly Oil and Petroleum Update

J. M. BAXI Monthly Port Update

J. M. BAXI Monthly Project Cargo Update

J. M. BAXI Monthly Seafarers Insights Update

J. M. BAXI Monthly Steel Update





Research Cell

J. M. Baxi

Godrej Coliseum, Office No. 801, 8th Floor, "C" wing, Behind Everard Nagar, Off. Somaiya Road,
Sion East. Mumbai - 400022 INDIA.

Telephone: +91 . 22 61077100 | Ext 161/145 | Mobile: +91 . 7506004224 / 7045659111
Email: shwetalk@jmbaxi.com | Website: www.jmbaxico.com